



SUNRISE

E711



MIDDAY

E721



TWILIGHT

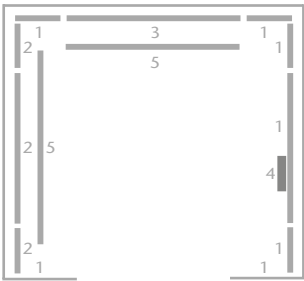
E731

KONE NATURE INSPIRED
DESIGNS



E711

SUNRISE



CEILING

Type: LF94M

Material: Asturias Satin (F) stainless steel

Light type: T5 fluorescent tubes

WALLS

1. Asturias Satin (F) stainless steel

2. Mist Grey (L74) laminate

3. Mirror polished stainless steel

FLOOR

Sage Green (VF9) vinyl

CAR OPERATING PANEL

4. KSS D20 partial height COP

Pattern: Mosaic

Color: Mist Green

HANDRAIL

5. HR41R stainless steel (F) rounded ends

SKIRTING

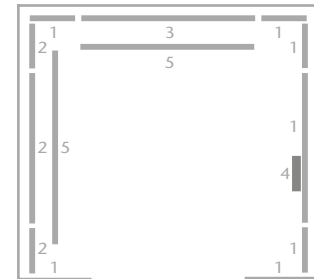
Asturias Satin (F) stainless steel

(not on front wall)



E721

MIDDAY



CEILING

Type: LF94M

Material: Asturias Satin (F) stainless steel

Light type: T5 fluorescent tubes

WALLS

1. Asturias Satin (F) stainless steel

2. Leaf Green (L73) laminate

3. Mirror polished stainless steel

FLOOR

Gravel Grey (VF7) vinyl

CAR OPERATING PANEL

4. KSS D20 partial height COP

Pattern: Mosaic

Color: Mist Green

HANDRAIL

5. HR41R stainless steel (F) rounded ends

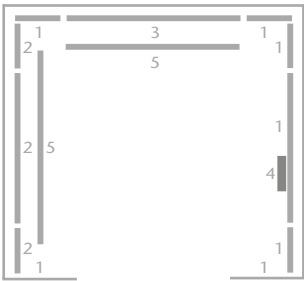
SKIRTING

Asturias Satin (F) stainless steel
(not on front wall)



E731

TWILIGHT



CEILING

Type: LF97M

Material: Asturias Satin (F) stainless steel

Light type: LED (square)

WALLS

1. Asturias Satin (F) stainless steel

2. Bark Brown (L75) laminate

3. Mirror polished stainless steel

FLOOR

Glax Red (VF8) vinyl

CAR OPERATING PANEL

4. KSS D20 partial height COP

Pattern: Mosaic

Color: Mist Green

HANDRAIL

5. HR41R stainless steel (F) rounded ends

SKIRTING

Asturias Satin (F) stainless steel

(not on front wall)

